



# Monthly Newsletter June 2026



DEAR FAMILIES,

AS WE BEGIN JUNE, THE CHILDREN WILL BE ENGAGING IN WINTER-THEMED ACTIVITIES, STORYTELLING, MUSIC, OUTDOOR PLAY, AND GROUP EXPERIENCES .

THIS TERM, EDUCATORS WILL ALSO BE COMPLETING INDIVIDUAL LEARNING STORIES TO REFLECT EACH CHILD'S GROWTH, INTERESTS, AND LEARNING JOURNEY.

AS THE WEATHER GETS COOLER, PLEASE REMEMBER TO SEND YOUR CHILD WITH WARM CLOTHING AND SPARE CLOTHES.



THANK YOU FOR YOUR CONTINUED SUPPORT.



**We WOULD LIKE TO ACKNOWLEDGE THE TRADITIONAL OWNERS OF THE LAND ON WHICH WE MEET TODAY, THE WURUNDJERI PEOPLE OF THE KULIN NATION, AND PAY MY RESPECTS TO THEIR ELDERS PAST AND PRESENT**



# Days to Remember



**27 May - 3 June Reconciliation week**

**3 June Mabo Day**

**5 June World Environment Day**


**8th June King's Birthday  
(Public Holiday)**

**10 June Wombat Seasons of  
Culture (3-6 years incursion, 10:00-  
11:00 am)**

**11 June Family body superstar  
online from 6:00 pm**

**17 June and 24 June Body safety  
Superstar for 3-5 years children  
from 11:00 am**

**29 June International Mud Day**





**JUNE**  
**RECONCILIATION**

**Book - Story of Reconciliation**  
**Game - Magnet board activity**  
**Art - Scratch art**

**Aboriginal Reconciliation Week is a time to learn about and celebrate the culture, history, and achievements of Aboriginal and Torres Strait Islander peoples. It promotes understanding, respect, and healing between Indigenous and non-Indigenous Australians. Held from May 27 to June 3 each year, it encourages everyone to work towards a more inclusive and united future.**



**Yellow and Purple Wombat Seasons of Culture Incursion on 10 June from 10:00–11:00am**



**BODY SAFETY AUSTRALIA**


**SUPER  
STARS**

*It takes a village*

**Join us in writing safer stories for the children in your village**

Body Safety Australia's Parent Carer Workshop

**Child Sexual Abuse Prevention Program**



Thursday 11<sup>th</sup>  
June



6:00 - 8:00 PM

**Online Workshop**

[Click to Join Meeting](#)  
Meeting ID: 430 610 942 494 99  
Passcode: j9AX9oE2



Body Safety  
Australia

[www.bodysafetyaustralia.com.au](http://www.bodysafetyaustralia.com.au)



**We strongly encourage all families to attend, as working together helps create a safer, more supportive environment for every child. We look forward to seeing you there.**




**This important session is being offered as part of our ongoing commitment to child safety, wellbeing, and protection education. The workshop will support families in understanding how to help children develop body safety skills, personal boundaries, and confidence to speak up if they feel unsafe.**

**At our service, we believe that keeping children safe is a shared responsibility between educators and families. This session will provide practical strategies to support open conversations at home and strengthen children's awareness of safe and unsafe situations in an age-appropriate way.**



# Body Safety Australia



## My Body Safety Rules

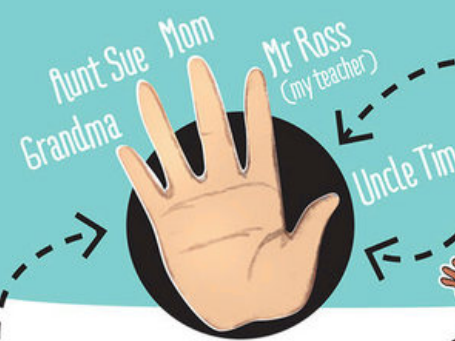
### My body is my body and it belongs to me!

I can say, 'No!' if I don't want to kiss or hug someone.  
I can give them a high five, shake their hand or blow them a kiss.  
I am the boss of my body and what I say goes!



### I have a Safety Network

These are five adults I trust. I can tell these people anything and they will believe me.  
If I feel worried, scared or unsure, I can tell someone on my Safety Network how I am feeling and why I feel this way.



### Early Warning Signs

If I feel frightened or unsafe I may sweat a lot, get a sick tummy, become shaky and my heart might beat really fast.

These feelings are called my Early Warning Signs. If I feel this way about anything, I must tell an adult on my Safety Network straightaway.




### Secrets

I should never keep secrets that make me feel bad or uncomfortable. If someone asks me to keep a secret that makes me feel bad or unsafe, I must tell an adult on my Safety Network straightaway!



### Private Parts


My private parts are the parts of my body under my bathing suit. (My mouth is a private part too.) I always call my private parts by their correct names.  
No one can touch my private parts.  
No one can ask me to touch their private parts. And no one should show me pictures of private parts. If any of these things happen, I must tell a trusted adult on my Safety Network straightaway.



## Body Safety Superstars Incursion – 17th June and 24th June

We will also be hosting a Body Safety Superstars incursion for the children in Yellow and Purple room. This educational program supports children in learning important body safety concepts in a fun, engaging, and age-appropriate manner. Children will learn about: Personal safety, understanding safe and unsafe feelings, recognizing trusted adults, protective behaviors. The importance of speaking up and seeking help when needed. The program is designed to empower children with knowledge and confidence to help keep themselves safe.





# This Month in Our Learning Spaces



This month, we will be focusing on individual learning stories for each child. These stories will highlight children's interests, learning, and development, and will be shared with families as a meaningful way to reflect on each child's unique journey.

In addition, all rooms will be exploring a 'Wonder Wall': a shared space where children's voices, ideas, and thinking are displayed through live documentation. This will help us make learning visible and celebrate children's curiosity, questions, and discoveries as they happen.

In our kinder rooms, we will also be introducing EYALT (Early Years Assessment and Learning Tool) for the first time. EYALT is a digital documentation and assessment tool that supports educators to observe, record, and reflect on children's learning in a more structured and meaningful way.

It helps us track each child's progress across different areas of development while still focusing on their individual interests, strengths, and learning styles. Most importantly, EYALT supports us to plan experiences that are responsive to each child and to share clearer insights with families about their learning journey.

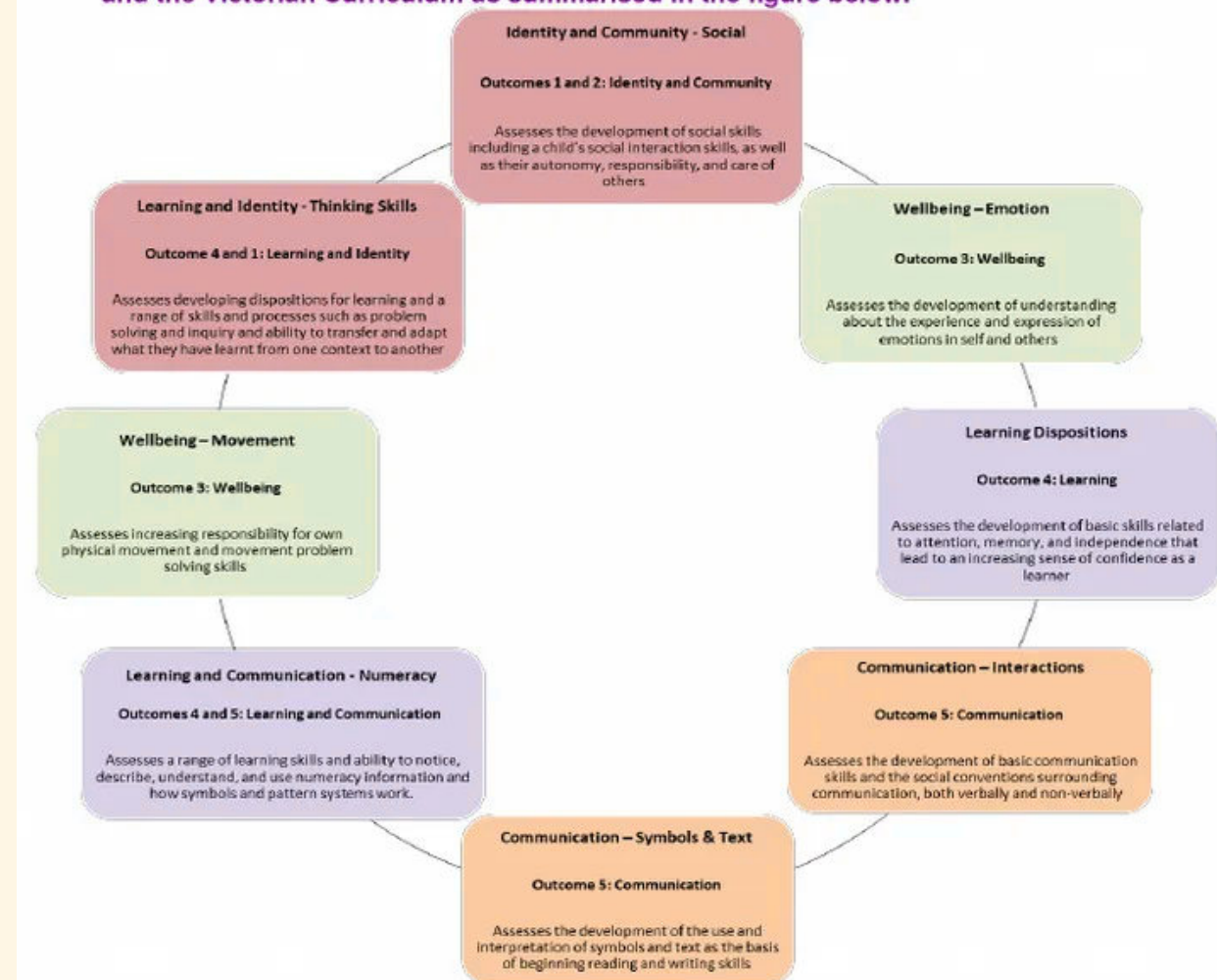
As this is our first time using EYALT, we are excited to explore how it can enhance our practice and strengthen the way we communicate and reflect on children's learning.



## Early Years Assessment and Learning Tool (the EYALT) – Summary of modules

The EYALT has been developed to support teachers and co-educators to be more targeted in their observations and intentional in their teaching practice. This provides a more consistent and systematic approach to assessment for learning and understanding of children's strengths and abilities.

The EYALT contains 8 modules which gather information on children's learning and development aligned to the 5 learning and development outcomes in the VEYLDF and the Victorian Curriculum as summarised in the figure below.



# Excursions



## Upcoming June Excursion- Purple room

Looking ahead to June, our kinder children will be visiting Town and Country Nursery, where they will be engaging in a hands-on learning experience designed to enhance their five senses. Following this, we will visit the Town and Country Café located right next door, where children will enjoy a special babycino together, supporting social interactions and community connections.

On our return, the children will take part in a gardening experience on the balcony next to the Purple Room. They will be planting and caring for herbs, helping them develop a sense of responsibility, care for living things, and an understanding of how plants grow.’

## May Excursion- Orange room

This May, all our babies enjoyed a lovely excursion to the local park. It was a wonderful opportunity for them to explore the outdoor environment, enjoy fresh air, and engage with nature through movement, sights, and sounds in a safe and supported setting.

